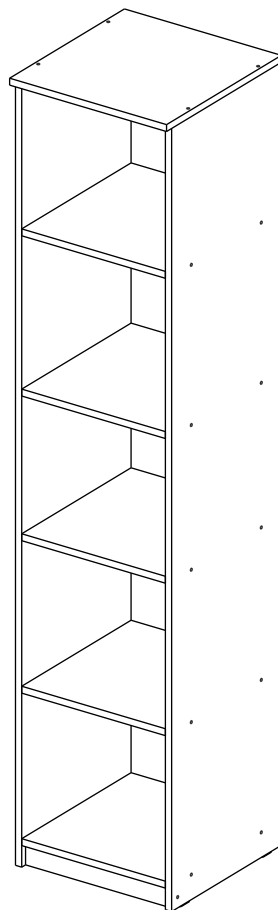




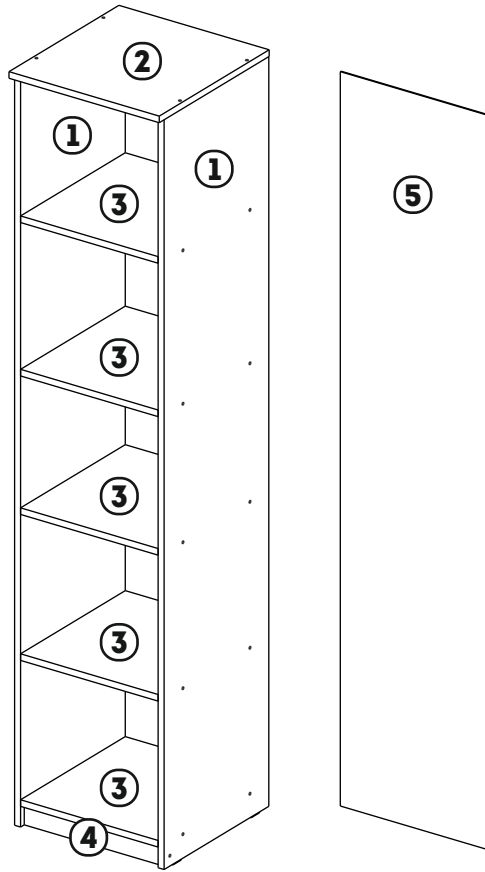
**MOBMAN™**

[www.mobman.ro](http://www.mobman.ro)

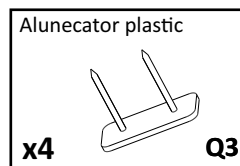
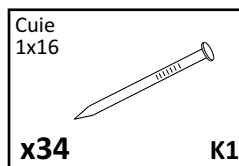
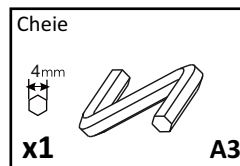
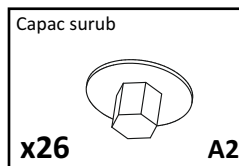
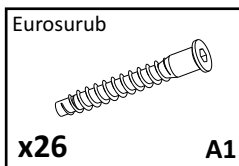


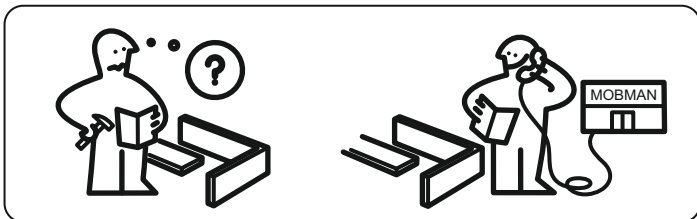
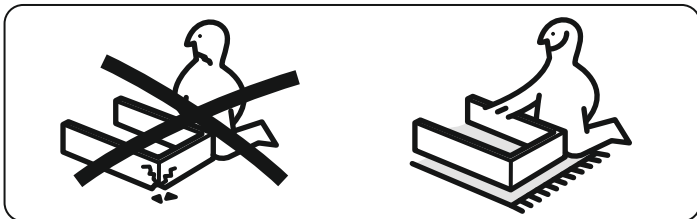

Dulap  
(Model 10478)

18mm



No	a*b	Bucati
1	1882x400	2
2	402x420	1
3	364x400	5
4	50x364	1
5	1846x398	1





**ASISTENTA: 0371.71.79.79 SAU  
OFFICE@MOBMAN.RO**



**MOBMAN™**

www.mobman.ro

## **INSTRUCTIUNI TEHNICE GENERALE PENTRU MONTAJ MOBILIER**

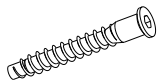
- VERIFICATI COMPATIBILITATEA PIESELOR SI ACCESORIILOR INAINTE DE MONTAJ.
- PENTRU MONTAJUL MOBILIERULUI, RECOMANDAM FOLOSIREA SERVICIILOR PERSOANELOR CALIFICATE.
- FACETI MONTAJUL PE O SUPRAFATA ACOPERITA CU PANZA SAU CARTON PENTRU A EVITA ZGARIETURILE.

## **INGRIJIREA SI INTRETINEREA MOBILIERULUI**

- EVITATI CONTACTUL PRELUNGIT CU APA SAU CU ABURI.
- PASTRATI O DISTANTA CORESPUNZATOARE FATA DE APARATE ELECTRICE SI INCALZITOARE.
- INDEPARTATI MURDARIA CU O CARPA UMEDA APOI STERGETI. NU UTILIZATI MATERIALE ABRAZIVE.

**1**

Eurosurub

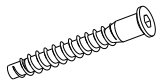


x22

A1

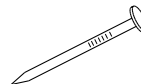
**2**

Eurosurub



x4

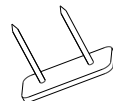
A1

**3**Cuie  
1x16

x34

K1

Alunecator plastic



x4

Q3

