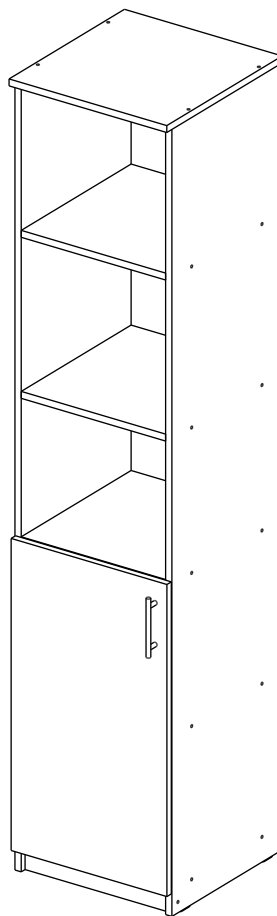




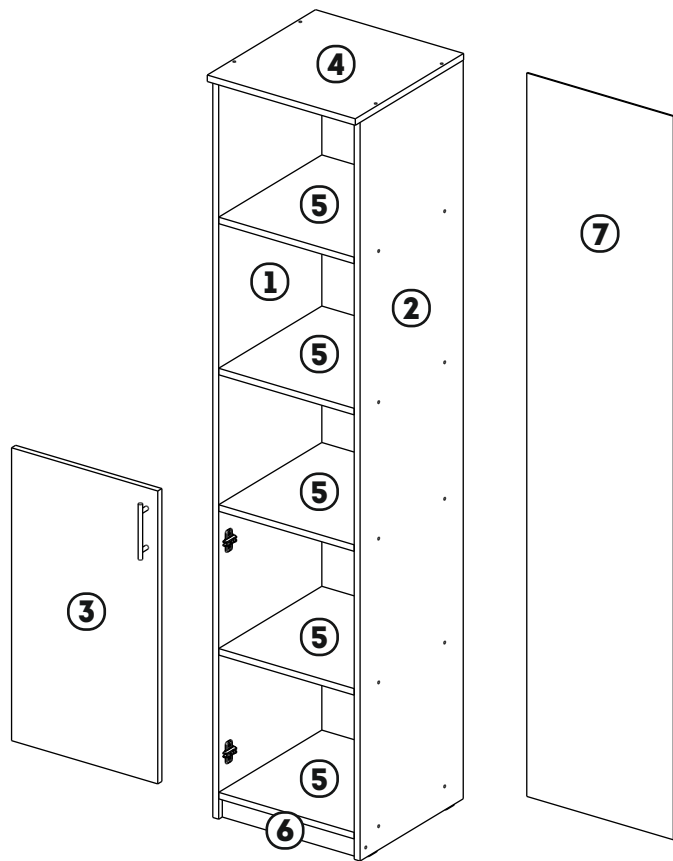
MOBMAN™

www.mobman.ro

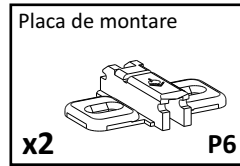
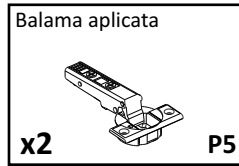
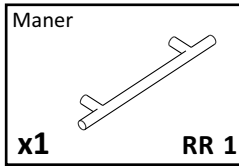
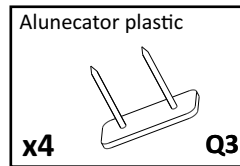

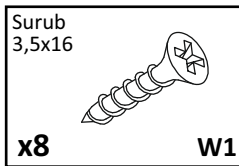
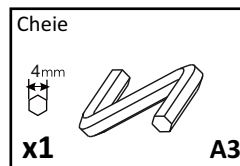
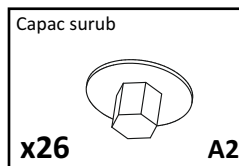
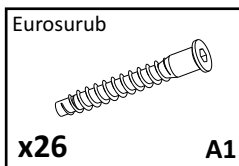


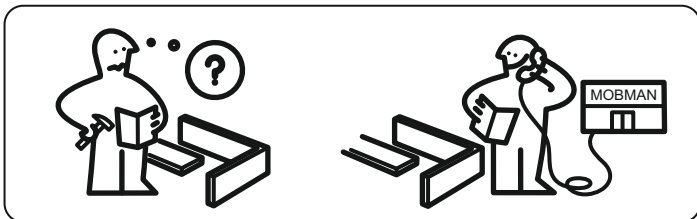
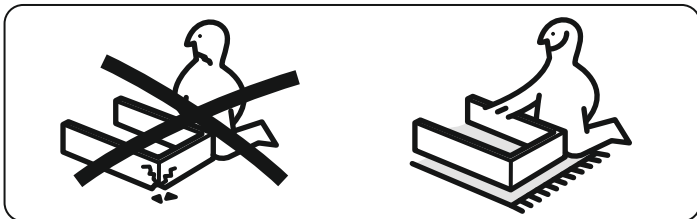

Dulap
(Model 80465)

18mm



No	a*b	Bucati
1	1882x400	1
2	1882x400	1
3	747x397	1
4	402x420	1
5	364x400	5
6	50x364	1
7	1846x398	1





**ASISTENTA: 0371.71.79.79 SAU
OFFICE@MOBMAN.RO**



MOBMAN™

www.mobman.ro

INSTRUCTIUNI TEHNICE GENERALE PENTRU MONTAJ MOBILIER

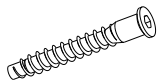
- VERIFICATI COMPATIBILITATEA PIESELOR SI ACCESORIILOR INAINTE DE MONTAJ.
- PENTRU MONTAJUL MOBILIERULUI, RECOMANDAM FOLOSIREA SERVICIILOR PERSOANELOR CALIFICATE.
- FACETI MONTAJUL PE O SUPRAFATA ACOPERITA CU PANZA SAU CARTON PENTRU A EVITA ZGARIETURILE.

INGRIJIREA SI INTRETINEREA MOBILIERULUI

- EVITATI CONTACTUL PRELUNGIT CU APA SAU CU ABURI.
- PASTRATI O DISTANTA CORESPUNZATOARE FATA DE APARATE ELECTRICE SI INCALZITOARE.
- INDEPARTATI MURDARIA CU O CARPA UMEDA APOI STERGETI. NU UTILIZATI MATERIALE ABRAZIVE.

1

Eurosurub

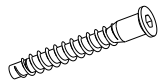


x22

A1

2

Eurosurub

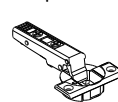


x4

A1

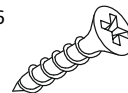
3

Balama aplicata



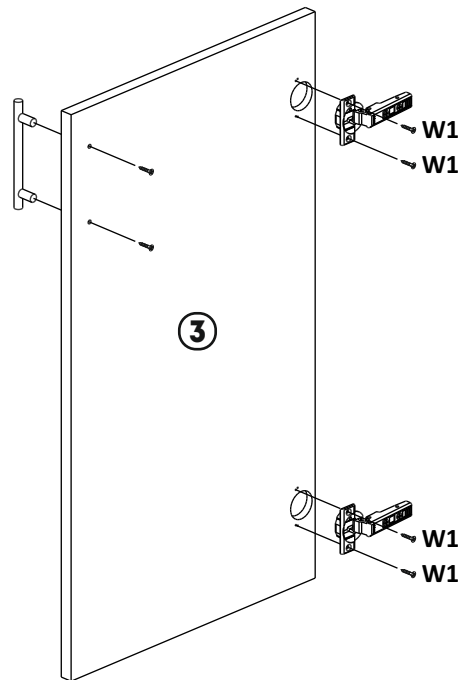
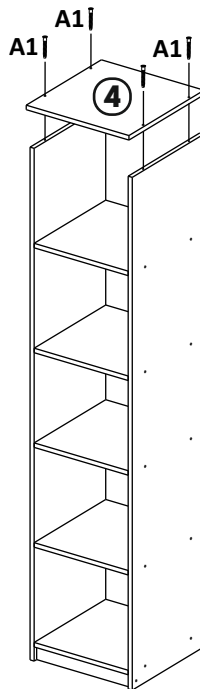
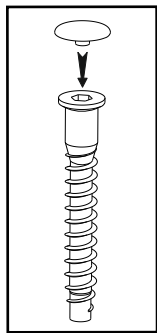
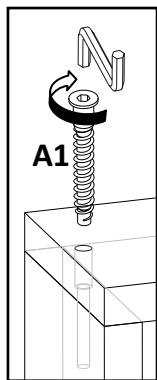
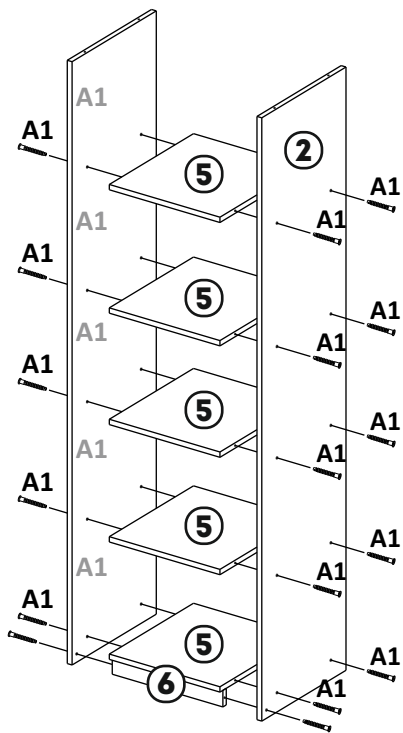
x2

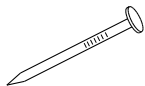
P5

Surub
3,5x16

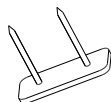
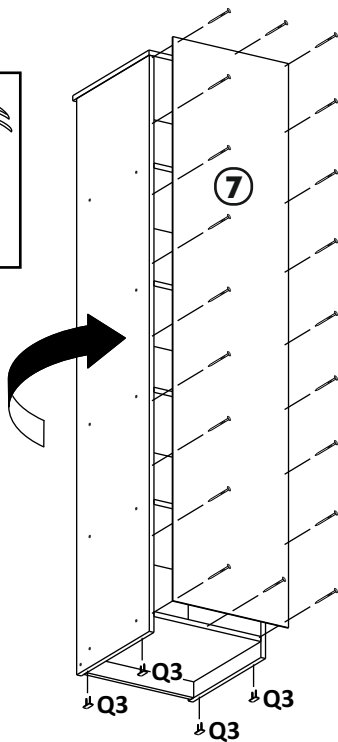
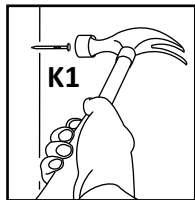
x4

W1

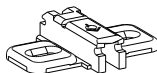
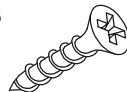


4Cuie
1x16**x34****K1**

Alunecator plastic

**x4****Q3****5**

Placa de montare

**x2****P6**Surub
3,5x16**x4****W1**