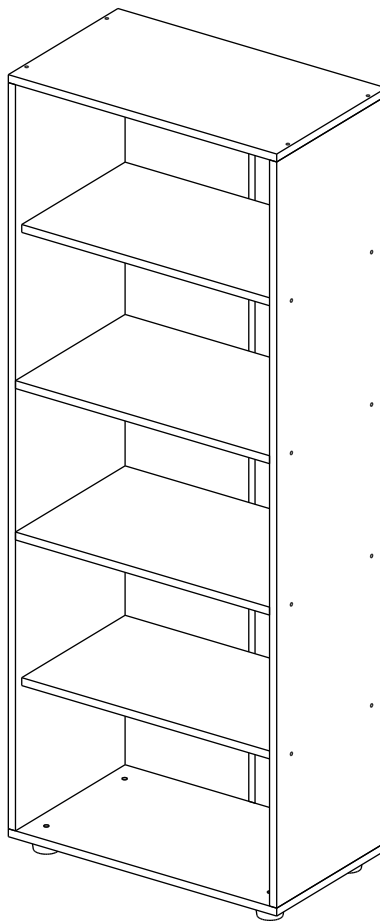


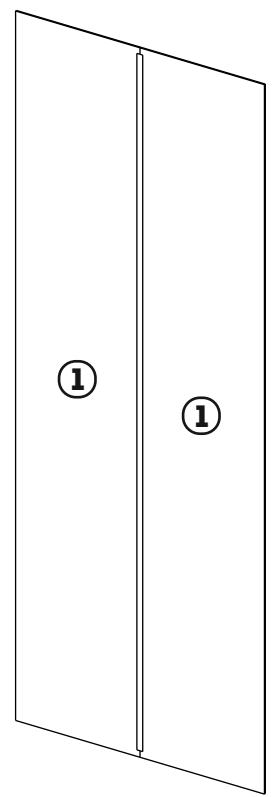
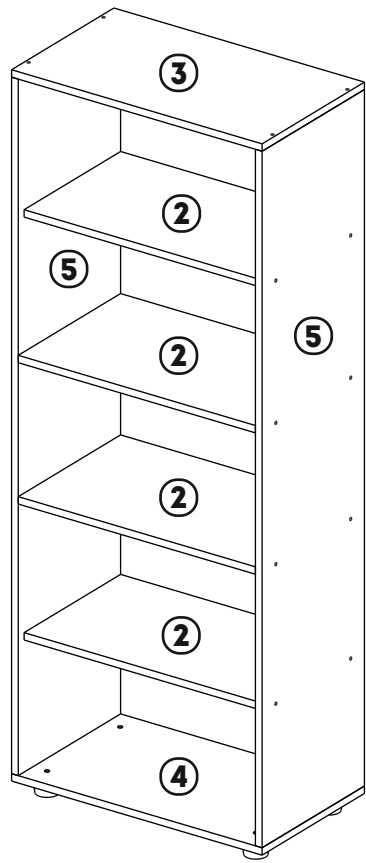


MOBMAN™

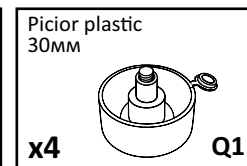
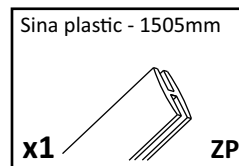

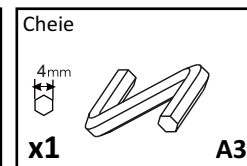
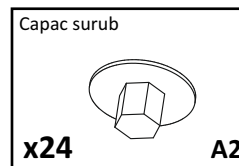
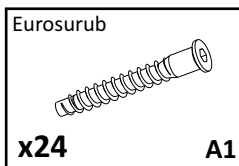
www.mobman.ro

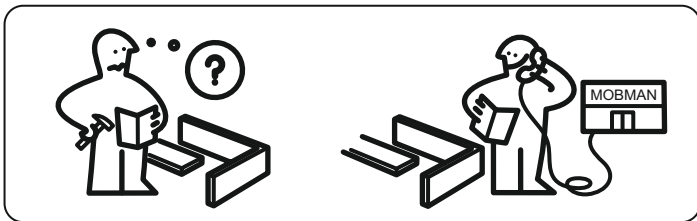
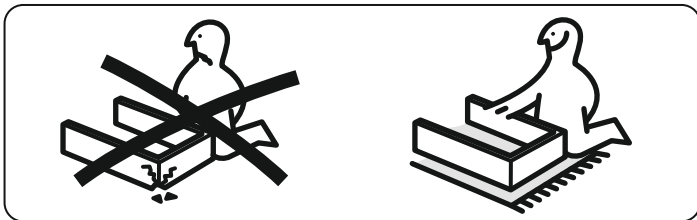



CORPUS 11355
Dulap gradinita Oliver



No	a*b	Bucati
1	1536x298	2
2	564x350	4
3	600x350	1
4	600x350	1
5	1504x350	2





**ASISTENTA: 0371.71.79.79 SAU
OFFICE@MOBMAN.RO**



MOBMAN™

www.mobman.ro

INSTRUCTIUNI TEHNICE GENERALE PENTRU MONTAJ MOBILIER

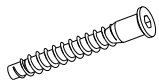
- VERIFICATI COMPATIBILITATEA PIESELOR SI ACCESORIILOR INAINTE DE MONTAJ.
- PENTRU MONTAJUL MOBILIERULUI, RECOMANDAM FOLOSIREA SERVICIILOR PERSOANELOR CALIFICATE.
- FACETI MONTAJUL PE O SUPRAFATA ACOPERITA CU PANZA SAU CARTON PENTRU A EVITA ZGARIETURILE.

INGRIJIREA SI INTRETINEREA MOBILIERULUI

- EVITATI CONTACTUL PRELUNGIT CU APA SAU CU ABURI.
- PASTRATI O DISTANTA CORESPUNZATOARE FATA DE APARATE ELECTRICE SI INCALZITOARE.
- INDEPARTATI MURDARIA CU O CARPA UMEDA APOI STERGETI. NU UTILIZATI MATERIALE ABRAZIVE.

1

Eurosurub



x16

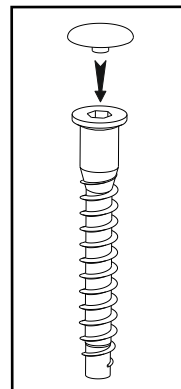
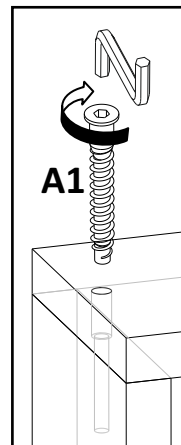
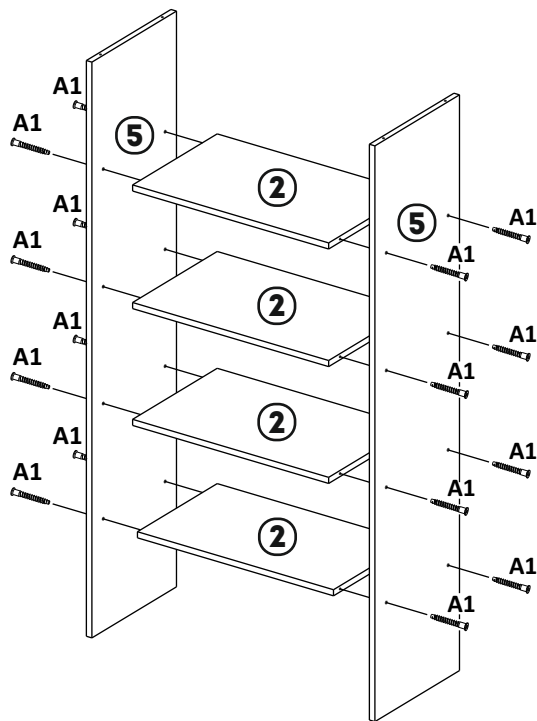
A1

Capac surub



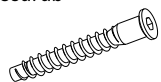
x16

A2



2

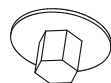
Eurosurub



x8

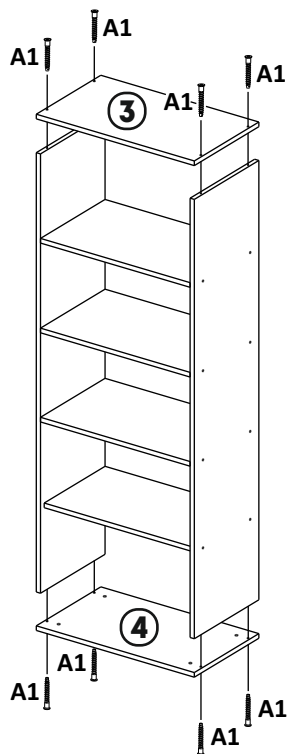
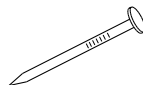
A1

Capac surub



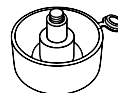
x8

A2

**3**Cuie
1x16

x34

K1

Picior plastic
30mm

x4

Q1

