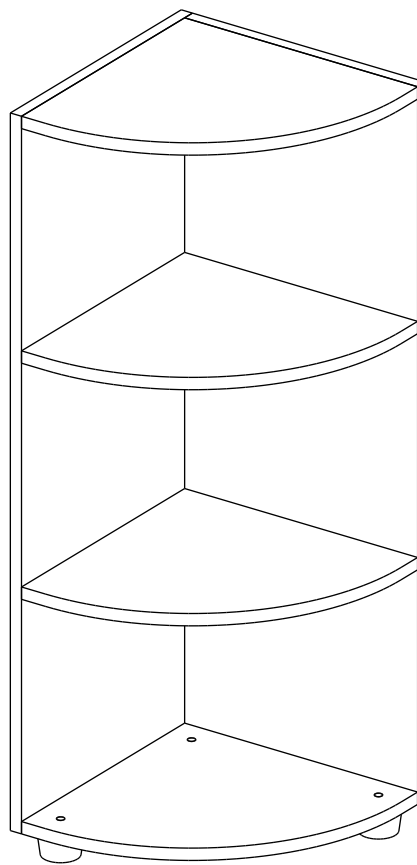




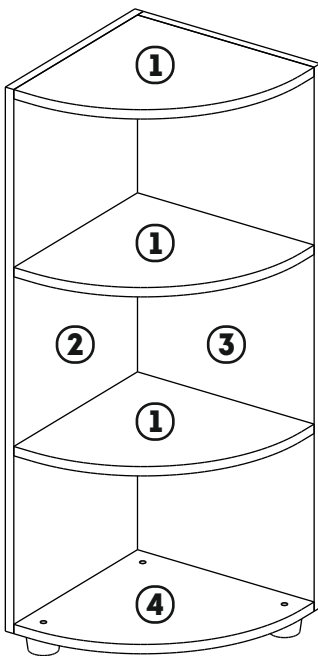
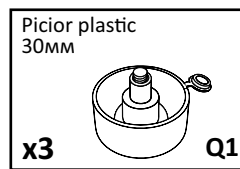
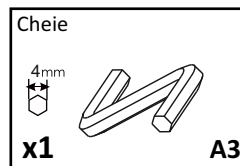
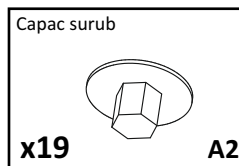
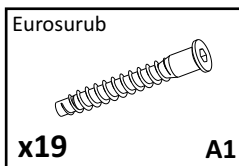
**MOBMAN™**

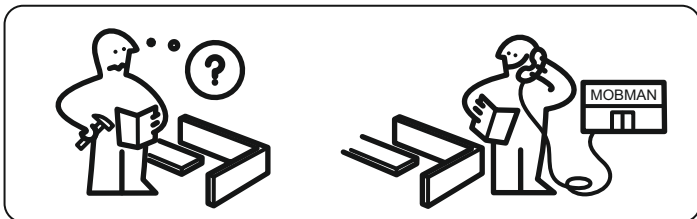
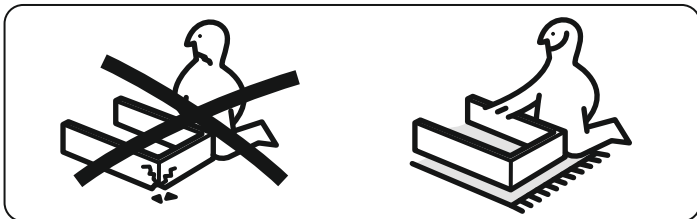
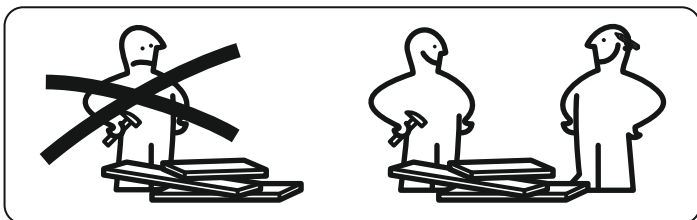
[www.mobman.ro](http://www.mobman.ro)



11356  
Corp colt mobilier  
gradinita Oliver  
(cu 2 polite O10)

No	a*b	Bucati
1	332x332	3
2	930x350	1
3	930x332	1
4	332x332	1





**ASISTENTA: 0371.71.79.79 SAU  
OFFICE@MOBMAN.RO**



**MOBMAN™**

www.mobman.ro

## **INSTRUCTIUNI TEHNICE GENERALE PENTRU MONTAJ MOBILIER**

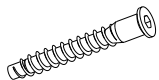
- VERIFICATI COMPATIBILITATEA PIESELOR SI ACCESORIILOR INAINTE DE MONTAJ.
- PENTRU MONTAJUL MOBILIERULUI, RECOMANDAM FOLOSIREA SERVICIILOR PERSOANELOR CALIFICATE.
- FACETI MONTAJUL PE O SUPRAFATA ACOPERITA CU PANZA SAU CARTON PENTRU A EVITA ZGARIETURILE.

## **INGRIJIREA SI INTRETINEREA MOBILIERULUI**

- EVITATI CONTACTUL PRELUNGIT CU APA SAU CU ABURI.
- PASTRATI O DISTANTA CORESPUNZATOARE FATA DE APARATE ELECTRICE SI INCALZITOARE.
- INDEPARTATI MURDARIA CU O CARPA UMEDA APOI STERGETI. NU UTILIZATI MATERIALE ABRAZIVE.

**1**

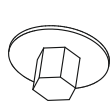
Eurosurb



x16

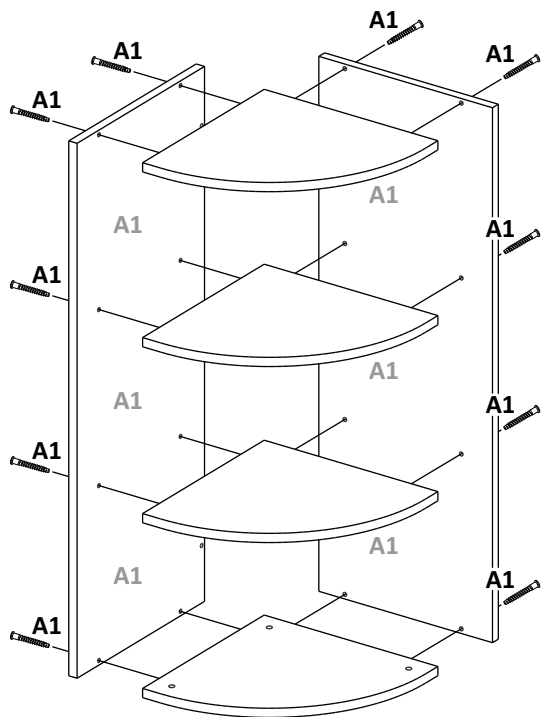
A1

Capac surub

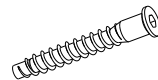


x16

A2

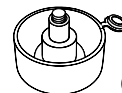
**2**

Eurosurb



x3

A1

Picior plastic  
30mm

x3

Q1

