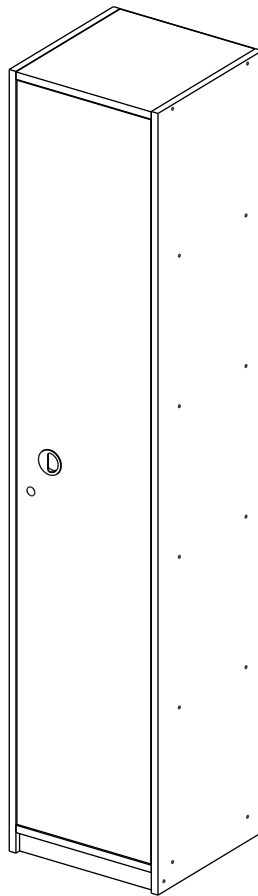


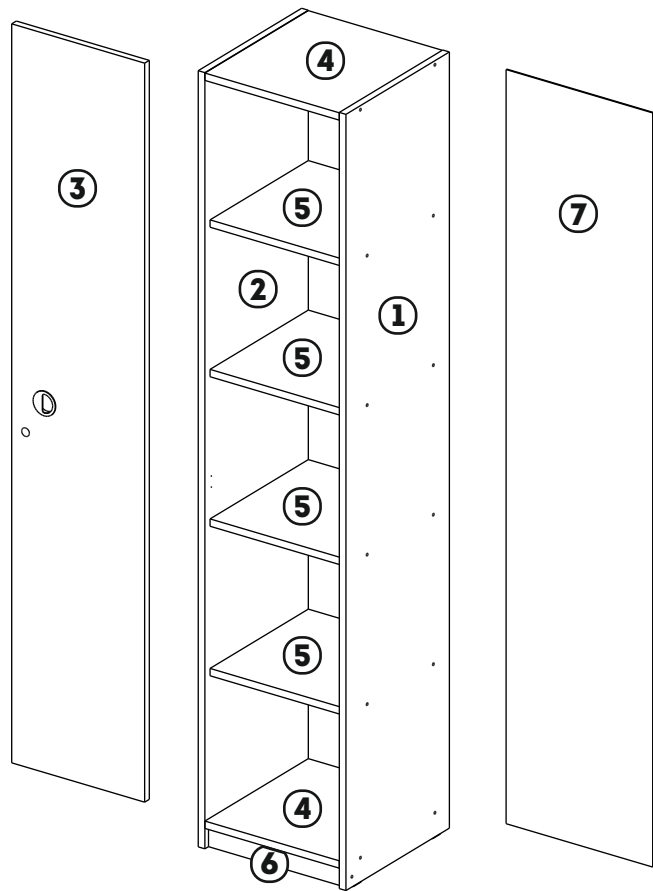


**MOBMAN™**

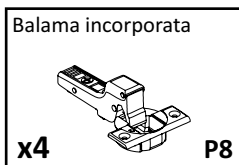
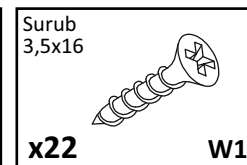
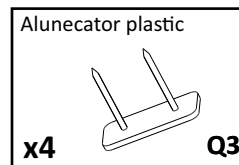
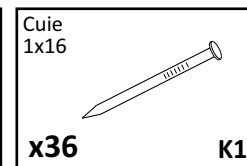
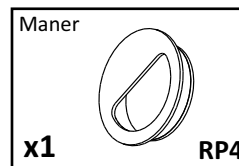
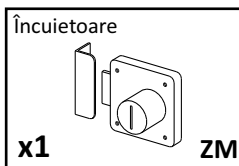
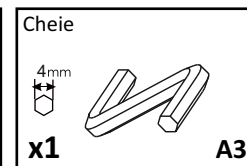
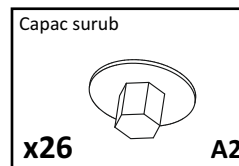
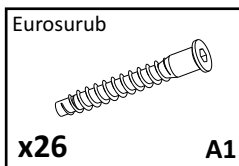
[www.mobman.ro](http://www.mobman.ro)

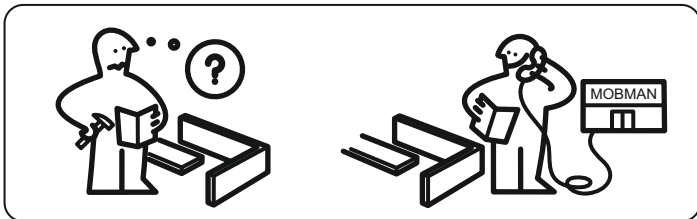
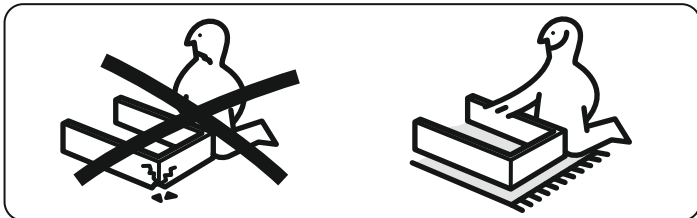
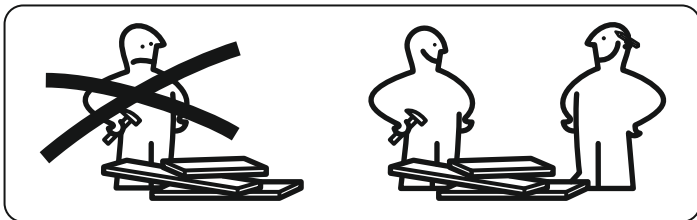


Dulap individual  
elevi Eliss cu 1 usa,  
Fag  
(Model 11296)



No	a*b	Bucati
1	1900x400	1
2	1900x400	1
3	1809x360	1
4	364x400	2
5	364x380	4
6	50x364	1
7	1846x397	1





**ASISTENTA: 0371.71.79.79 SAU  
OFFICE@MOBMAN.RO**



**MOBMAN™**

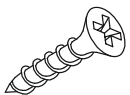
www.mobman.ro

## **INSTRUCTIUNI TEHNICE GENERALE PENTRU MONTAJ MOBILIER**

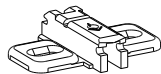
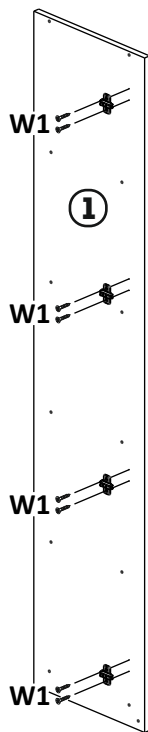
- VERIFICATI COMPATIBILITATEA PIESELOR SI ACCESORIILOR INAINTE DE MONTAJ.
- PENTRU MONTAJUL MOBILIERULUI, RECOMANDAM FOLOSIREA SERVICIILOR PERSOANELOR CALIFICATE.
- FACETI MONTAJUL PE O SUPRAFATA ACOPERITA CU PANZA SAU CARTON PENTRU A EVITA ZGARIETURILE.

## **INGRIJIREA SI INTRETINEREA MOBILIERULUI**

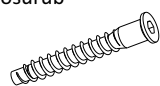
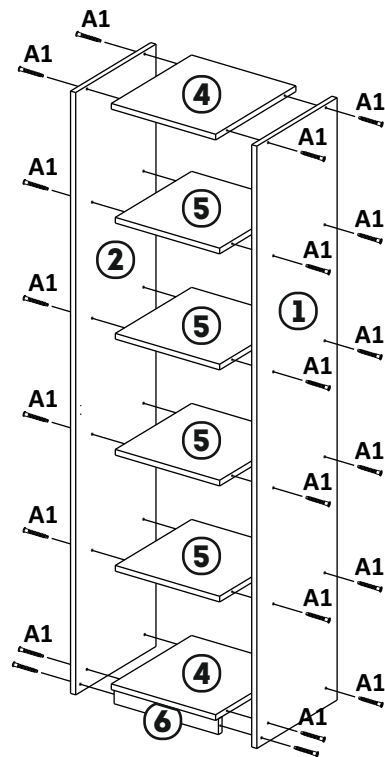
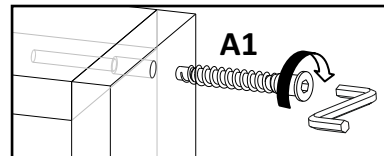
- EVITATI CONTACTUL PRELUNGIT CU APA SAU CU ABURI.
- PASTRATI O DISTANTA CORESPUNZATOARE FATA DE APARATE ELECTRICE SI INCALZITOARE.
- INDEPARTATI MURDARIA CU O CARPA UMEDA APOI STERGETI. NU UTILIZATI MATERIALE ABRAZIVE.

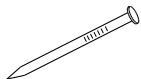
**1**Surub  
3,5x16**x8****W1**

Placa de montare

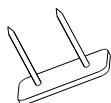
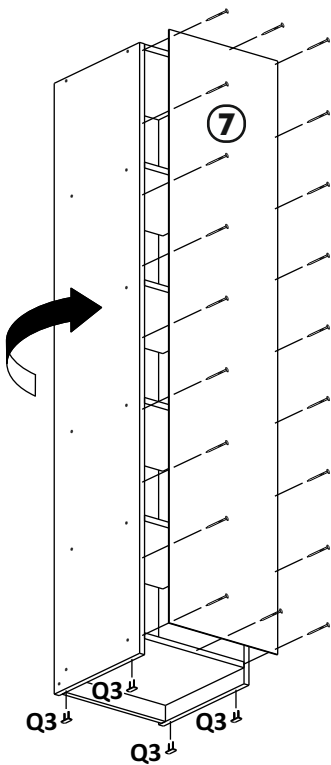
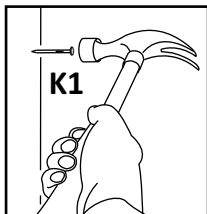
**x4****P6****2**

Eurosurub

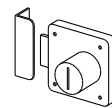
**x26****A1**

**3**Cuire  
1x16**x36****K1**

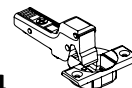
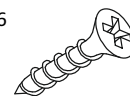
Alunecator plastic

**x4****Q3****4**

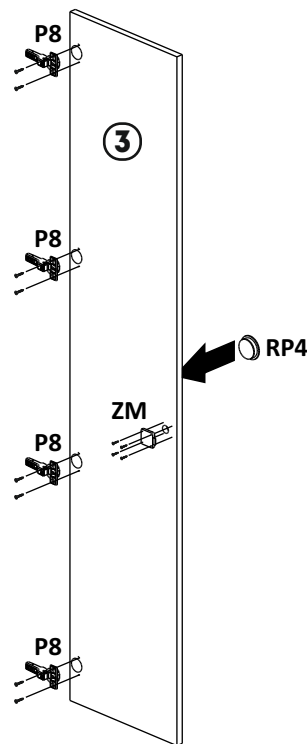
Încuietoare

**x1****ZM**

Balama incorporata

**x4****P8**Surub  
3,5x16**x8****W1**

Maner

**x1****RP4**

5

