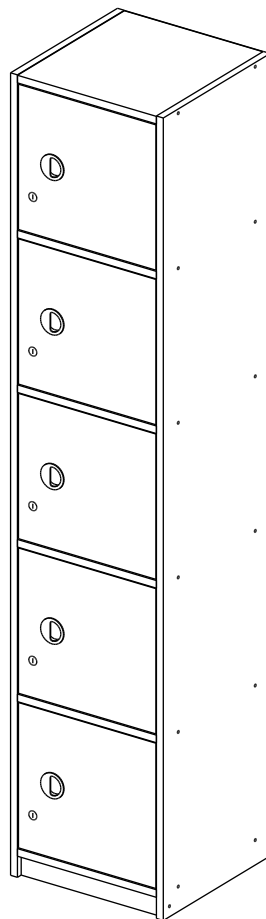


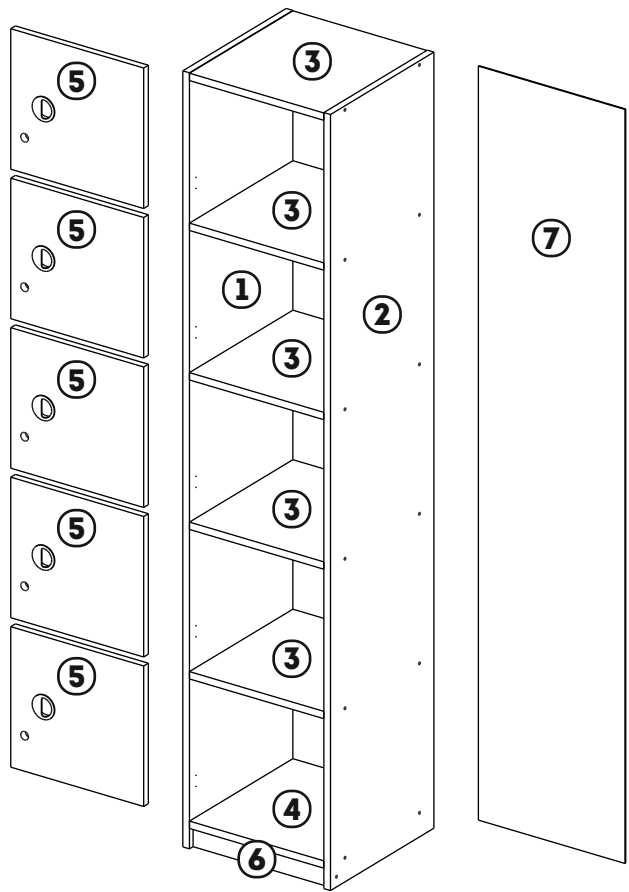


MOBMAN™

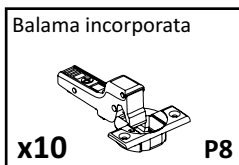
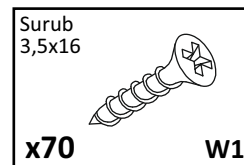
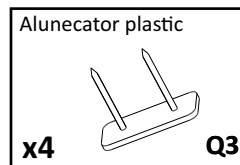
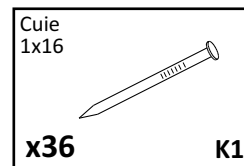
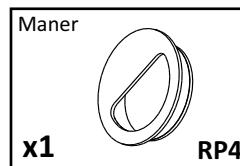
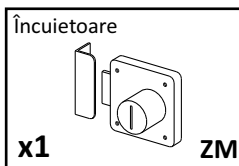
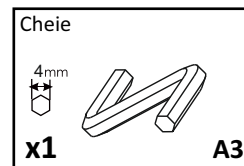
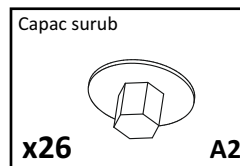
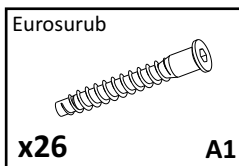
www.mobman.ro

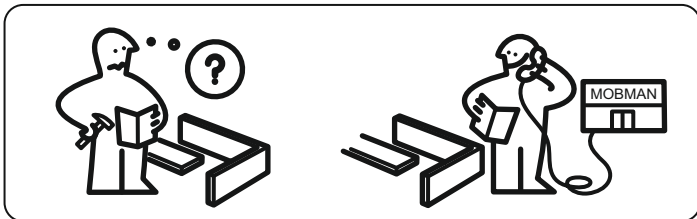
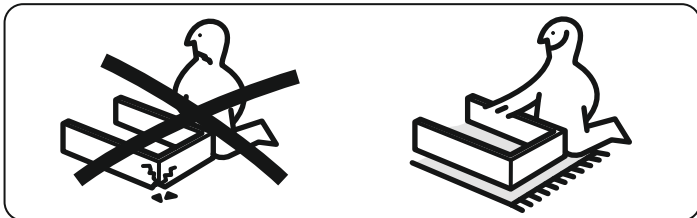
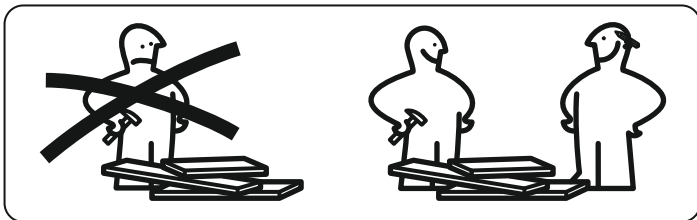


Dulap individual
elevi Eliss cu 5 usi,
Fag
(Model 11300)



No	a*b	Bucati
1	1900x400	1
2	1900x400	1
3	364x400	5
4	364x400	1
5	344x360	5
6	50x364	1
7	1846x397	1





**ASISTENTA: 0371.71.79.79 SAU
OFFICE@MOBMAN.RO**



MOBMAN™

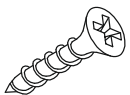
www.mobman.ro

INSTRUCTIUNI TEHNICE GENERALE PENTRU MONTAJ MOBILIER

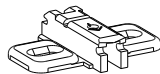
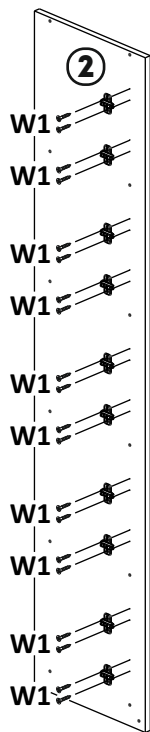
- VERIFICATI COMPATIBILITATEA PIESELOR SI ACCESORIILOR INAINTE DE MONTAJ.
- PENTRU MONTAJUL MOBILIERULUI, RECOMANDAM FOLOSIREA SERVICIILOR PERSOANELOR CALIFICATE.
- FACETI MONTAJUL PE O SUPRAFATA ACOPERITA CU PANZA SAU CARTON PENTRU A EVITA ZGARIETURILE.

INGRIJIREA SI INTRETINEREA MOBILIERULUI

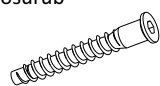
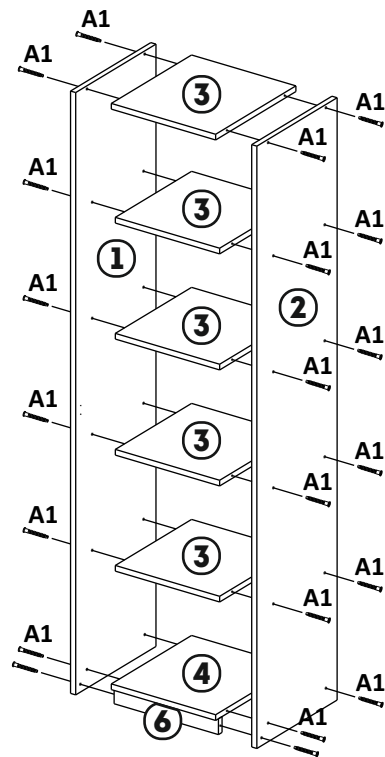
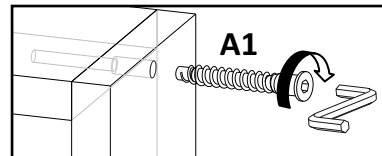
- EVITATI CONTACTUL PRELUNGIT CU APA SAU CU ABURI.
- PASTRATI O DISTANTA CORESPUNZATOARE FATA DE APARATE ELECTRICE SI INCALZITOARE.
- INDEPARTATI MURDARIA CU O CARPA UMEDA APOI STERGETI. NU UTILIZATI MATERIALE ABRAZIVE.

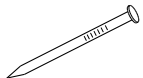
1Surub
3,5x16**x20****W1**

Placa de montare

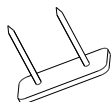
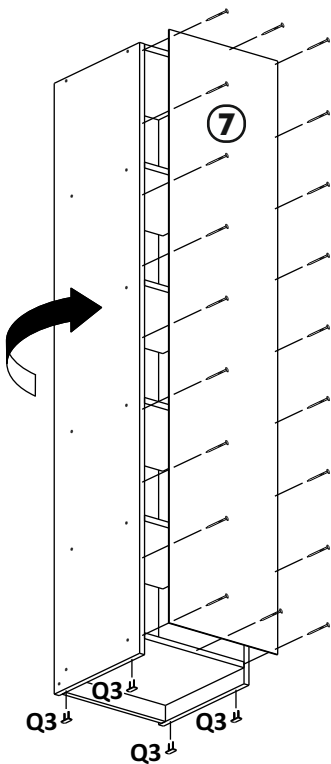
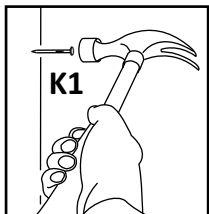
**x10****P6****2**

Eurosurub

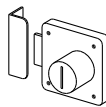
**x26****A1**

3Cuire
1x16**x36****K1**

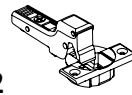
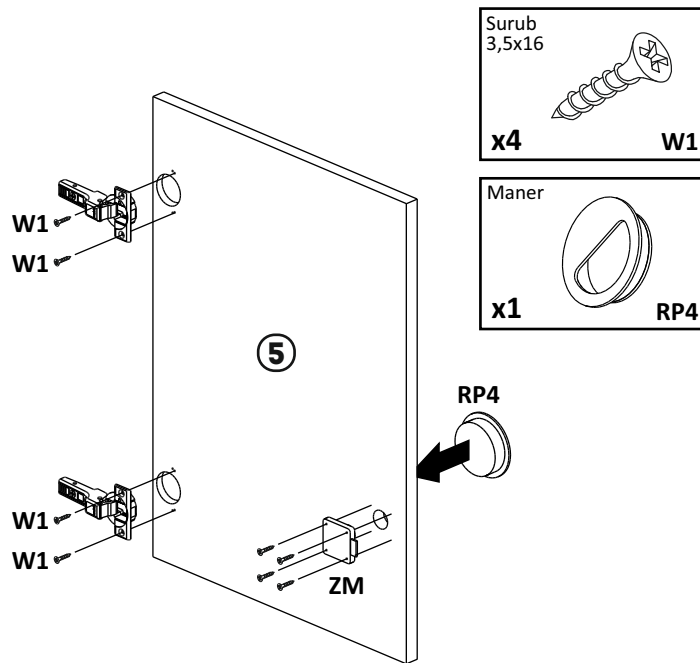
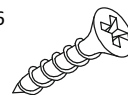
Alunecator plastic

**x4****Q3****4**

Încuietoare

**x1****ZM**

Balama incorporata

**x2****P8**Surub
3,5x16**x4****W1**

Maner

**x1****RP4****6**

5

