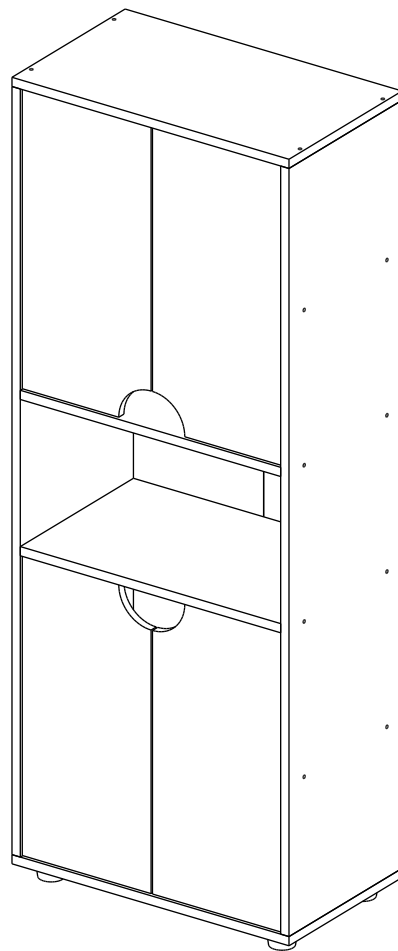


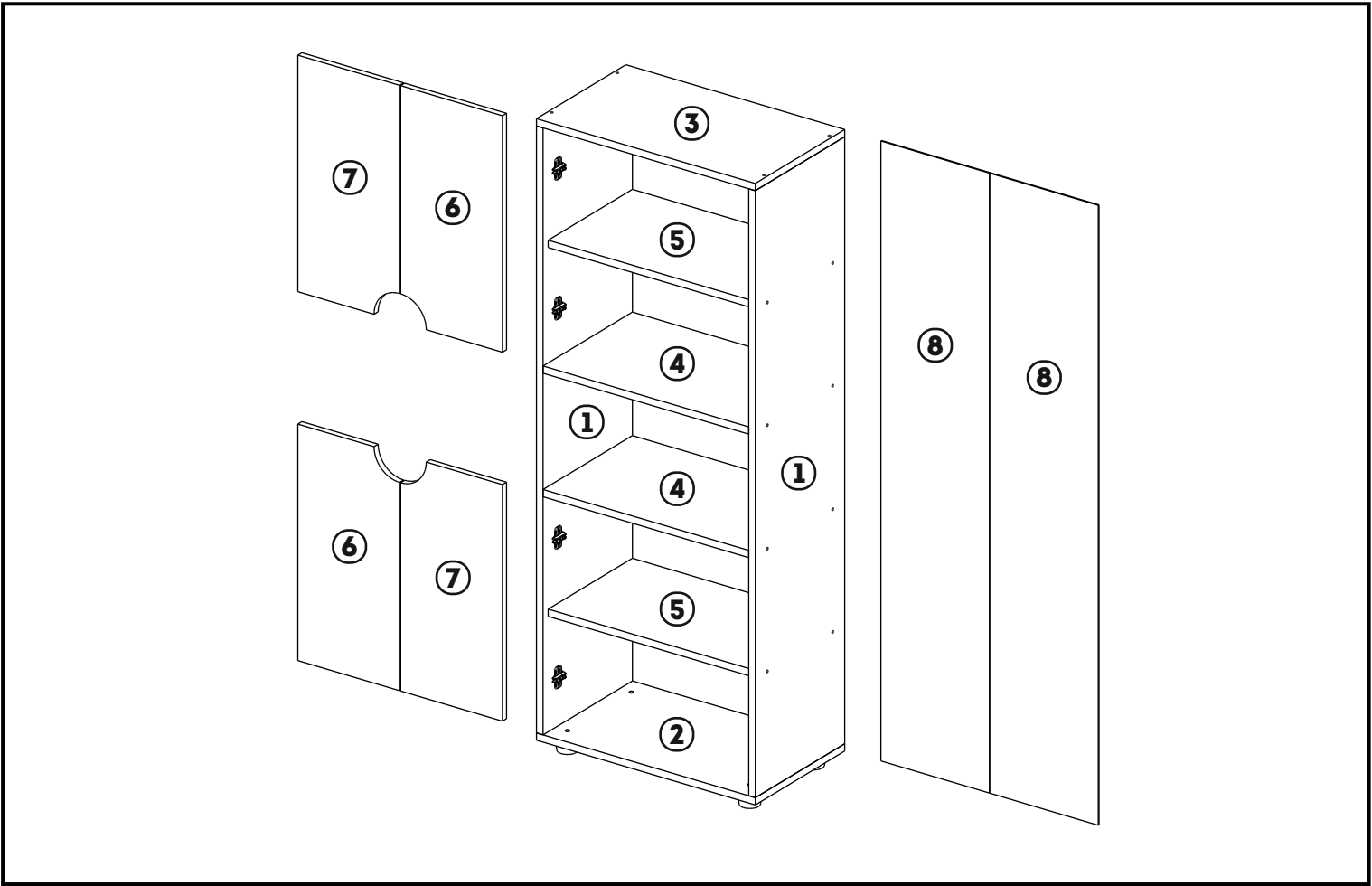


MOBMAN™

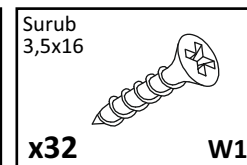
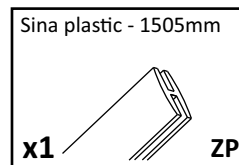

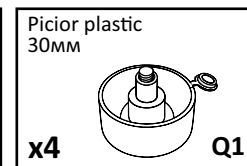
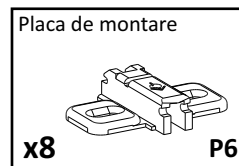
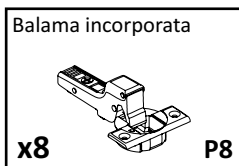
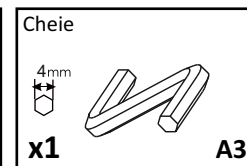
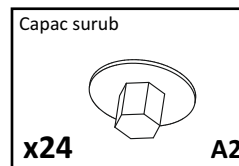
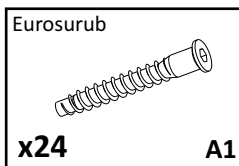
www.mobman.ro

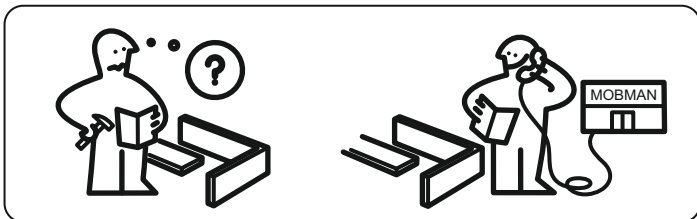
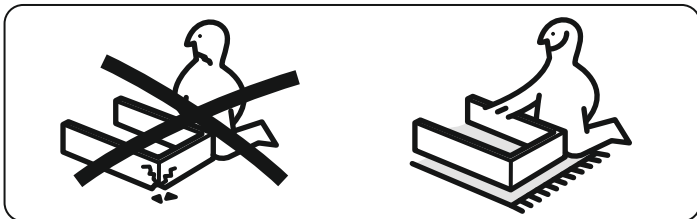



CORPUS 11326 / 11327
Dulap gradinita Oliver
(cu 1 compartiment si 4 usi O6)



No	a*b	Bucati
1	1504x350	2
2	600x350	1
3	600x350	1
4	564x350	2
5	564x350	2
6	586x279	2
7	586x279	2
8	1536x298	2





**ASISTENTA: 0371.71.79.79 SAU
OFFICE@MOBMAN.RO**



MOBMAN™

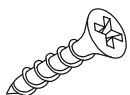
www.mobman.ro

INSTRUCTIUNI TEHNICE GENERALE PENTRU MONTAJ MOBILIER

- VERIFICATI COMPATIBILITATEA PIESELOR SI ACCESORIILOR INAINTE DE MONTAJ.
- PENTRU MONTAJUL MOBILIERULUI, RECOMANDAM FOLOSIREA SERVICIILOR PERSOANELOR CALIFICATE.
- FACETI MONTAJUL PE O SUPRAFATA ACOPERITA CU PANZA SAU CARTON PENTRU A EVITA ZGARIETURILE.

INGRIJIREA SI INTRETINEREA MOBILIERULUI

- EVITATI CONTACTUL PRELUNGIT CU APA SAU CU ABURI.
- PASTRATI O DISTANTA CORESPUNZATOARE FATA DE APARATE ELECTRICE SI INCALZITOARE.
- INDEPARTATI MURDARIA CU O CARPA UMEDA APOI STERGETI. NU UTILIZATI MATERIALE ABRAZIVE.

1Surub
3,5x16

x8

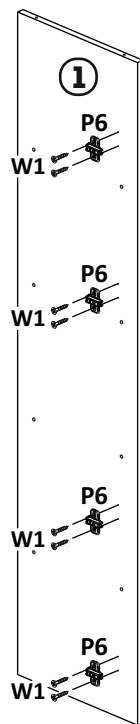
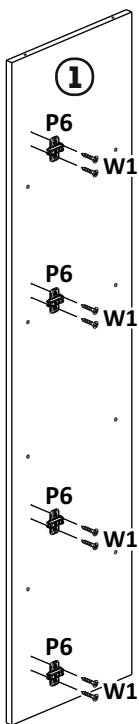
W1

Placa de montare

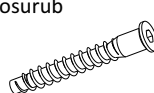


x4

P6

**2**

Eurosurub



x16

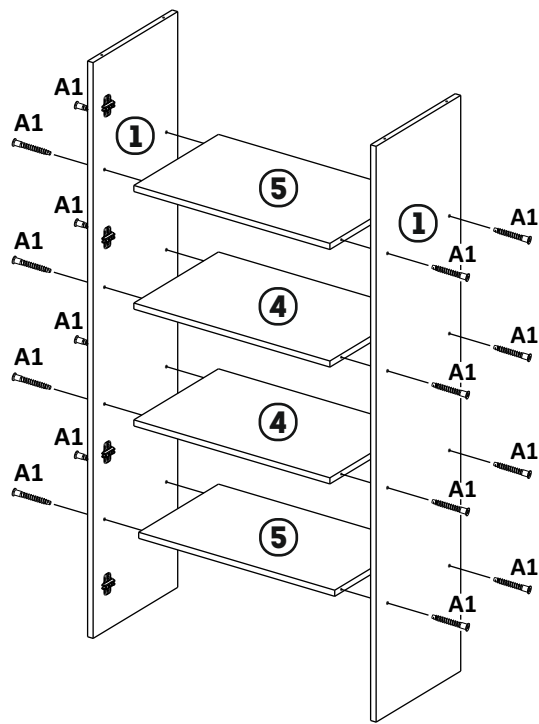
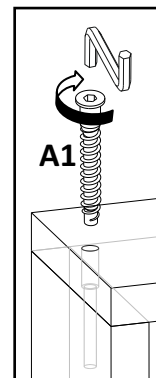
A1

Capac surub



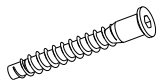
x16

A2



3

Eurosurub



x8

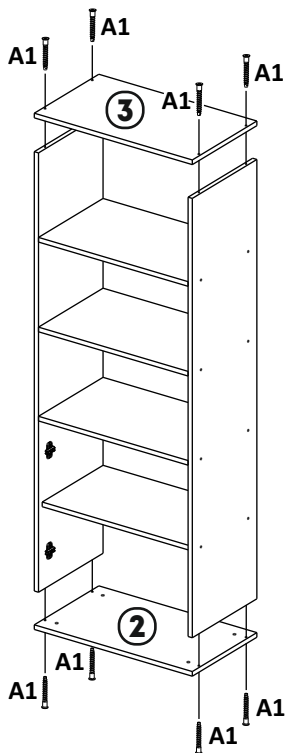
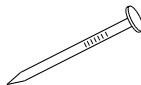
A1

Capac surub



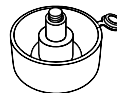
x8

A2

**4**Cuie
1x16

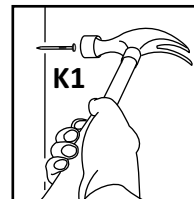
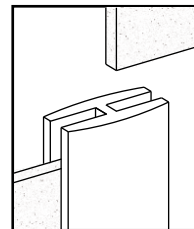
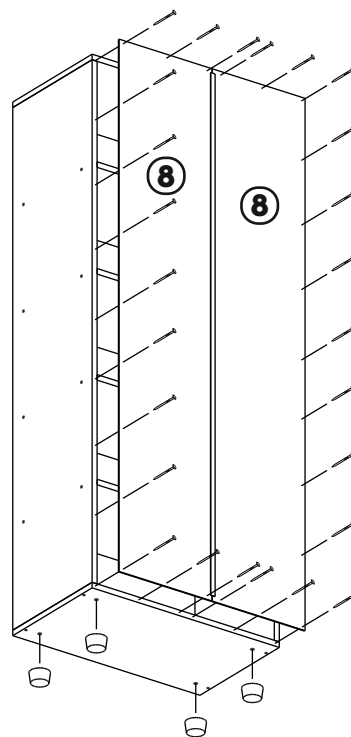
x34

K1

Picior plastic
30mm

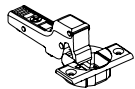
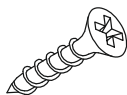
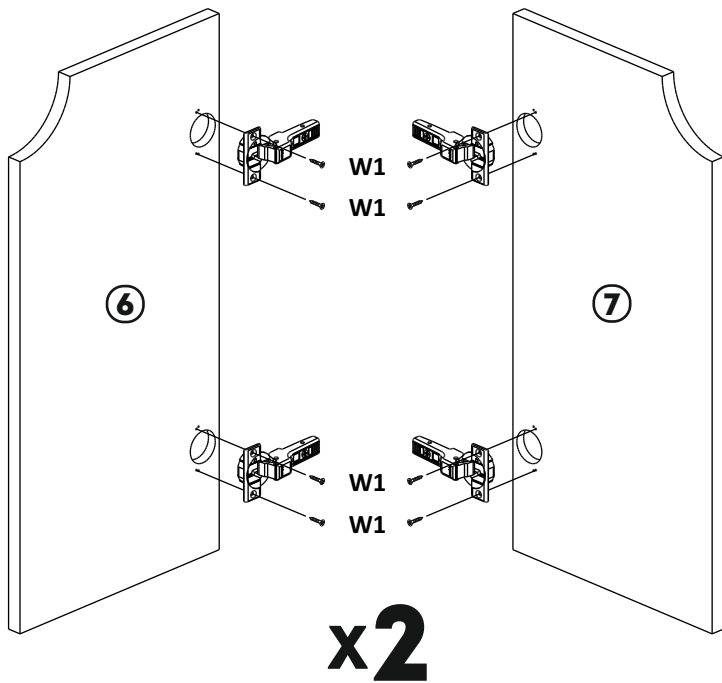
x4

Q1



5

Balama incorporata

**x8****P8**Surub
3,5x16**x16****W1****6**